

Inductive sensor

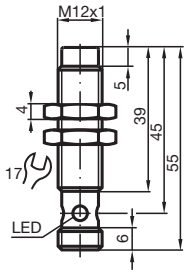
NCN8-12GM40-Z7-V1



- 8 mm non-flush
- 2-wire DC
- Increased operating distance



Dimensions



Technical Data

General specifications

Switching function		Normally closed (NC)
Output type		Two-wire
Rated operating distance	s_n	8 mm
Installation		non-flush
Output polarity		DC
Assured operating distance	s_a	0 ... 6.48 mm
Reduction factor r_{Al}		0.49
Reduction factor r_{Cu}		0.49
Reduction factor r_{304}		0.74
Output type		2-wire

Nominal ratings

Operating voltage	U_B	3.5 ... 30 V
Switching frequency	f	0 ... 750 Hz

Release date: 2022-05-18 Date of issue: 2022-05-18 Filename: 180847_eng.pdf

Refer to "General Notes Relating to Pepperl+Fuchs Product Information".

Pepperl+Fuchs Group
www.pepperl-fuchs.com

USA: +1 330 486 0001
fa-info@us.pepperl-fuchs.com

Germany: +49 621 776 1111
fa-info@de.pepperl-fuchs.com

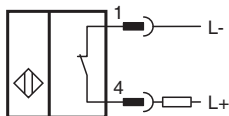
Singapore: +65 6779 9091
fa-info@sg.pepperl-fuchs.com

 **PEPPERL+FUCHS**

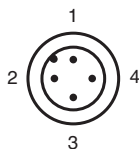
Technical Data

Hysteresis	H	typ. 3 %
Reverse polarity protection		reverse polarity-conductive
Short-circuit protection		pulsing
Voltage drop	U_d	≤ 3.5 V
Temperature drift		$\pm 15\%$
Operating current	I_L	2 ... 100 mA
Off-state current	I_r	0.4 ... 0.6 mA typ. 0.5 mA
Switching state indicator		LED, yellow
Functional safety related parameters		
MTTF _d		1930 a
Mission Time (T _M)		20 a
Diagnostic Coverage (DC)		0 %
Compliance with standards and directives		
Standard conformity		
Standards		EN 60947-5-2:2007 IEC 60947-5-2:2007 Non-standard connector assignment
Approvals and certificates		
UL approval		cULus Listed, General Purpose
CSA approval		cCSAus Listed, General Purpose
CCC approval		CCC approval / marking not required for products rated ≤ 36 V
Ambient conditions		
Ambient temperature		-25 ... 70 °C (-13 ... 158 °F)
Storage temperature		-40 ... 85 °C (-40 ... 185 °F)
Mechanical specifications		
Connection type		Connector plug M12 x 1 , 4-pin
Housing material		brass, nickel-plated
Sensing face		PBT
Degree of protection		IP67

Connection



Connection Assignment






Connection Assignment

Wire colors in accordance with EN 60947-5-2

1	BN	(brown)
2	WH	(white)
3	BU	(blue)
4	BK	(black)

Accessories

	V1-G-2M-PUR	Female cordset single-ended M12 straight A-coded, 4-pin, PUR cable grey
	V1-W-2M-PUR	Female cordset single-ended M12 angled A-coded, 4-pin, PUR cable grey
	BF 12	Mounting flange, 12 mm

Release date: 2022-05-18 Date of issue: 2022-05-18 Filename: 180847_eng.pdf

Refer to "General Notes Relating to Pepperl+Fuchs Product Information".